




BobcatBUY Updates

BobcatBUY has been updated to provide users with a new look and feel, providing a more usable and cleaner workspace while providing more intuitive navigation. The following guide will take you through all the changes to the BobcatBUY interface.

Home Screen Updates

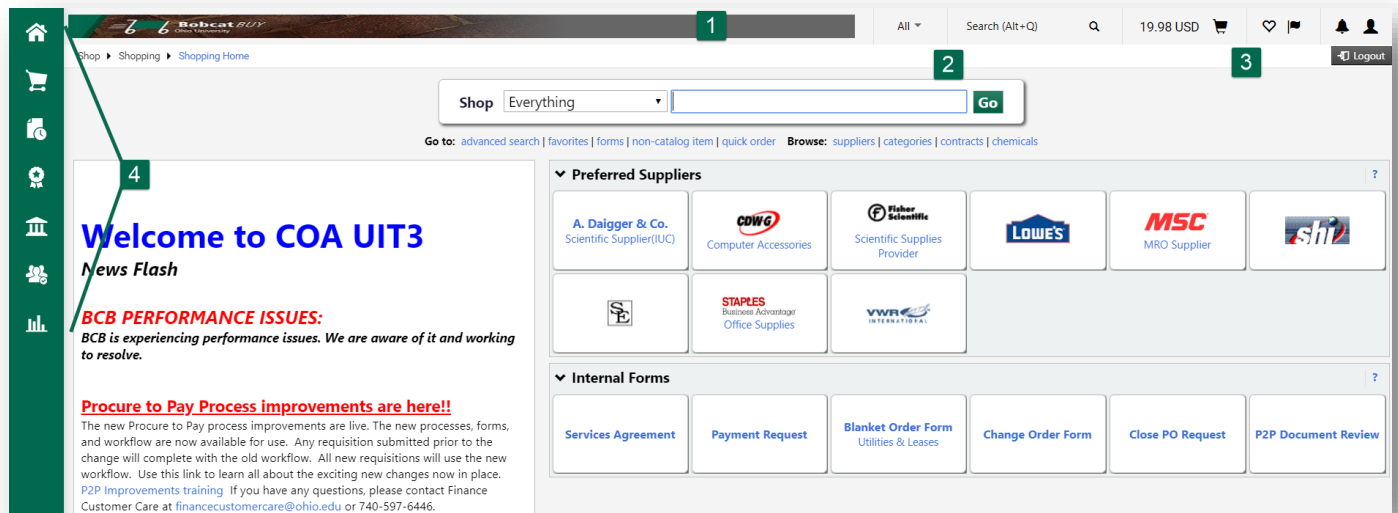
BobcatBUY's user interface (UI) on the home screen has undergone some changes as indicated in the images below. We will look at specific changes to the home screen UI in the following quick reference guide.


Old Home Screen:



BobcatBUY User Interface Update

New Home Screen:



1. The BobcatBUY logo and top ribbon is smaller and less prominent.
2. The Search box has been moved to the left. Additionally, when you would click on the search box in the old version the All drop-down would appear. Now the All drop-down is available outside of the Search field.
3. The User Information, Bookmarks, Action Items, Notifications, and Cart have been moved and slightly reordered. The Bookmarks icon is now a heart and no longer a star icon.
4. The icons on the left side panel have changed slightly. Hover your cursor over the icon to open the menu for that option. Each menu offers a search for that specific option. **NOTE:** My Orders is no longer found under the Order icon in the left ribbon. You can still find your recent orders by clicking  the at the top right of the page.

Questions and Help

Comprehensive BobcatBUY training is available for registration through OHIO's [Professional Development Pathways](#). For questions contact Finance Customer Care at 740.597.6446 or email financecustomercare@ohio.edu.