


Very Satisfied	Satisfied	Neutral	Dissatisfied	Very Dissatisfied
----------------	-----------	---------	--------------	-------------------

Average All Statements (1-18)

Your Overall (2001) 3.59	18.5%	41%	26%	10.3%	4.2%
Executive Administration (45) 4.01	37.7%	37.4%	16%	6.6%	2.4%
Faculty (688) 3.5	15.2%	40.1%	28.5%	11.5%	4.7%
Administrator (659) 3.71	23.4%	40.9%	22.7%	9.4%	3.5%
Classified Staff (455) 3.53	15.2%	42.3%	27.2%	10.4%	4.9%
Adjunct Faculty (10) 3.68	4.6%	60.9%	32.2%	2.3%	0%

1. Medical Insurance

Your Overall (1845) 4.05	29.6%	53.1%	11.1%	5.1%	1.2%
Executive Administration (44) 4.5	52.3%	45.5%	2.3%	0%	0%
Faculty (675) 3.94	25.8%	51.6%	14.7%	6.5%	1.5%
Administrator (639) 4.22	36.3%	53.5%	6.7%	3%	0.5%
Classified Staff (446) 3.95	24.4%	55.8%	11.7%	6.3%	1.8%
Adjunct Faculty (6) 3.83	0%	83.3%	16.7%	0%	0%




Very Satisfied	Satisfied	Neutral	Dissatisfied	Very Dissatisfied
----------------	-----------	---------	--------------	-------------------

2. Dental Insurance

	Very Satisfied	Satisfied	Neutral	Dissatisfied	Very Dissatisfied
Your Overall (1854) 3.41	15.6%	41.4%	18.1%	18.2%	6.7%
Executive Administration (45) 3.44	26.7%	28.9%	13.3%	24.4%	6.7%
Faculty (675) 3.36	14.2%	40%	19.7%	19.4%	6.7%
Administrator (645) 3.52	17.7%	43.6%	18%	14.7%	6%
Classified Staff (449) 3.33	14.5%	41.2%	14.7%	21.6%	8%
Adjunct Faculty (5) 3.6	0%	60%	40%	0%	0%

3. Vision Insurance

	Very Satisfied	Satisfied	Neutral	Dissatisfied	Very Dissatisfied
Your Overall (1800) 3.03	10.5%	32.2%	19.2%	26.1%	11.9%
Executive Administration (42) 3.07	9.5%	35.7%	21.4%	19%	14.3%
Faculty (652) 2.87	8.3%	29%	20.6%	26.2%	16%
Administrator (627) 2.92	10.4%	27.9%	17.7%	31.7%	12.3%
Classified Staff (443) 3.42	14.7%	42.9%	17.8%	19%	5.6%
Adjunct Faculty (3) 3	0%	33.3%	33.3%	33.3%	0%




Very Satisfied	Satisfied	Neutral	Dissatisfied	Very Dissatisfied
----------------	-----------	---------	--------------	-------------------

4. Short-Term Disability Benefits

Your Overall (1224) 3.49	11%	36.9%	44.7%	5.1%	2.3%
Executive Administration (36) 3.81	22.2%	41.7%	33.3%	0%	2.8%
Faculty (448) 3.48	9.4%	37.3%	46.2%	5.8%	1.3%
Administrator (424) 3.57	13.9%	38.4%	41.5%	3.1%	3.1%
Classified Staff (291) 3.37	8.6%	33.7%	47.1%	7.9%	2.7%
Adjunct Faculty (3) 3.67	0%	66.7%	33.3%	0%	0%

5. Long-Term Disability Benefits

Your Overall (1209) 3.49	11.2%	36.2%	45.7%	4.6%	2.3%
Executive Administration (36) 3.89	25%	38.9%	36.1%	0%	0%
Faculty (443) 3.44	9.3%	35.4%	47.4%	6.1%	1.8%
Administrator (417) 3.6	14.1%	38.1%	42.9%	2.9%	1.9%
Classified Staff (289) 3.38	8.7%	34.3%	47.4%	5.9%	3.8%
Adjunct Faculty (3) 3.67	0%	66.7%	33.3%	0%	0%




Very Satisfied	Satisfied	Neutral	Dissatisfied	Very Dissatisfied
----------------	-----------	---------	--------------	-------------------

6. Life Insurance

	Very Satisfied	Satisfied	Neutral	Dissatisfied	Very Dissatisfied
Your Overall (1676) 3.69	14.4%	48.9%	29.1%	6.6%	1%
Executive Administration (44) 3.93	27.3%	45.5%	22.7%	2.3%	2.3%
Faculty (586) 3.49	10.8%	39.4%	38.7%	9.9%	1.2%
Administrator (599) 3.8	16.2%	53.3%	25.2%	4.7%	0.7%
Classified Staff (415) 3.82	16.6%	56.4%	20.5%	5.3%	1.2%
Adjunct Faculty (3) 3.67	0%	66.7%	33.3%	0%	0%

7. Post Retirement Medical Benefits

	Very Satisfied	Satisfied	Neutral	Dissatisfied	Very Dissatisfied
Your Overall (1237) 3.07	8.2%	24.5%	43.1%	14.8%	9.5%
Executive Administration (35) 3.63	22.9%	28.6%	40%	5.7%	2.9%
Faculty (441) 2.99	6.6%	22.9%	44%	15.6%	10.9%
Administrator (433) 3.2	10.4%	25.9%	44.3%	12.2%	7.2%
Classified Staff (297) 2.94	6.4%	23.6%	39.4%	18.9%	11.8%
Adjunct Faculty (3) 3	0%	0%	100%	0%	0%




Very Satisfied	Satisfied	Neutral	Dissatisfied	Very Dissatisfied
----------------	-----------	---------	--------------	-------------------

8. Vacation/PTO

Your Overall (1648) 4.11	33.1%	49.5%	13.8%	2.6%	1%
Executive Administration (45) 4.56	57.8%	40%	2.2%	0%	0%
Faculty (461) 3.74	15.8%	49.2%	30.2%	2.8%	2%
Administrator (655) 4.41	50.5%	41.7%	6.1%	1.5%	0.2%
Classified Staff (453) 4.02	24.1%	60.9%	9.5%	4.2%	1.3%
Adjunct Faculty (3) 4	0%	100%	0%	0%	0%

9. 403b/401k

Your Overall (1449) 3.84	21%	48.3%	25.9%	3.3%	1.4%
Executive Administration (38) 4.42	50%	42.1%	7.9%	0%	0%
Faculty (548) 3.7	15.9%	48.4%	28.1%	5.3%	2.4%
Administrator (532) 4.02	28%	49.1%	20.3%	1.9%	0.8%
Classified Staff (296) 3.72	15.2%	47.6%	32.8%	3%	1.4%
Adjunct Faculty (5) 3.6	20%	20%	60%	0%	0%




Very Satisfied	Satisfied	Neutral	Dissatisfied	Very Dissatisfied
----------------	-----------	---------	--------------	-------------------

10. Tuition Reimbursement for Employees

Your Overall (1559) 4.16	39.3%	41.6%	15.4%	2.8%	0.9%
Executive Administration (42) 4.69	76.2%		16.7%	7.1%	0%0%
Faculty (513) 4.1	35.5%	43.5%	17.3%	2.7%	1%
Administrator (601) 4.26	46.8%	37.8%	11.3%	3.5%	0.7%
Classified Staff (371) 4	29.4%	46.6%	20.2%	2.4%	1.3%
Adjunct Faculty (4) 3.5	0%	50%	50%	0%	0%

11. Tuition Reimbursement for Family Members

Your Overall (1548) 4.17	40.9%	40.4%	14.5%	2.9%	1.2%
Executive Administration (41) 4.66	78%		14.6%	2.4%	4.9%0%
Faculty (536) 4.12	38.2%	40.5%	17%	3.2%	1.1%
Administrator (566) 4.29	48.2%	37.3%	11%	2.5%	1.1%
Classified Staff (375) 4.01	30.1%	46.9%	18.1%	2.9%	1.9%
Adjunct Faculty (3) 4.33	33.3%	66.7%	0%	0%	0%




Very Satisfied	Satisfied	Neutral	Dissatisfied	Very Dissatisfied
----------------	-----------	---------	--------------	-------------------

12. Overall Satisfaction with Benefits

Your Overall (1877) 3.94	21.9%	56.6%	16.2%	4.4%	0.8%
Executive Administration (45) 4.47	51.1%	44.4%	4.4%	0%	0%
Faculty (680) 3.76	14.9%	54.9%	22.5%	7.1%	0.7%
Administrator (658) 4.13	29.3%	58.4%	9%	2.7%	0.6%
Classified Staff (451) 3.91	19.3%	57.9%	18.2%	3.5%	1.1%
Adjunct Faculty (8) 3.88	12.5%	62.5%	25%	0%	0%

13. Professional/Career Development Programs

Your Overall (1760) 3.33	9.5%	37.8%	33.4%	14.5%	4.9%
Executive Administration (42) 3.69	23.8%	35.7%	26.2%	14.3%	0%
Faculty (646) 3.4	10.2%	39.8%	33.1%	13.8%	3.1%
Administrator (645) 3.37	10.1%	39.5%	31.3%	15.2%	3.9%
Classified Staff (384) 3.09	6.5%	31.5%	37%	14.8%	10.2%
Adjunct Faculty (9) 3.56	0%	55.6%	44.4%	0%	0%




Very Satisfied	Satisfied	Neutral	Dissatisfied	Very Dissatisfied
----------------	-----------	---------	--------------	-------------------

14. Tenure Clarity and Process

Your Overall (963) 3.37	13.5%	35%	32.2%	13.7%	5.6%
Executive Administration (24) 3.88	37.5%	29.2%	20.8%	8.3%	4.2%
Faculty (608) 3.46	14.8%	43.6%	20.6%	15.1%	5.9%
Administrator (175) 3.24	12%	19.4%	53.1%	11.4%	4%
Classified Staff (136) 3.11	7.4%	18.4%	58.1%	10.3%	5.9%
Adjunct Faculty (5) 3.6	0%	60%	40%	0%	0%

15. Housing Assistance Programs

Your Overall (597) 2.9	4.5%	14.9%	55.1%	16.9%	8.5%
Executive Administration (15) 2.73	6.7%	20%	20%	46.7%	6.7%
Faculty (260) 2.79	4.2%	13.8%	49.2%	21.9%	10.8%
Administrator (184) 2.95	5.4%	14.7%	57.6%	14.1%	8.2%
Classified Staff (120) 3.06	4.2%	15.8%	66.7%	8.3%	5%
Adjunct Faculty (5) 3.4	0%	40%	60%	0%	0%




Very Satisfied	Satisfied	Neutral	Dissatisfied	Very Dissatisfied
----------------	-----------	---------	--------------	-------------------

16. Physical Work Space Conditions

Your Overall (1831) 3.23	10%	38.9%	23.5%	19.5%	8%
Executive Administration (44) 4	34.1%		50%	4.5%	4.5% 6.8%
Faculty (680) 3.08	8.4%	34.7%	24.1%	22.4%	10.4%
Administrator (648) 3.38	12.5%	42.1%	21.3%	18.5%	5.6%
Classified Staff (415) 3.18	7.2%	38.1%	28.2%	18.3%	8.2%
Adjunct Faculty (9) 3.78	11.1%		66.7%	11.1%	11.1% 0%

17. Flexible Work Arrangements (e.g. telecommuting, compressed work weeks)

Your Overall (1529) 3.41	14.3%	37.7%	28.5%	13.3%	6.2%
Executive Administration (41) 3.98	26.8%		48.8%	19.5%	4.9% 0%
Faculty (546) 3.62	16.3%	44.1%	28.2%	7.7%	3.7%
Administrator (567) 3.4	15.7%	36.2%	26.5%	15.5%	6.2%
Classified Staff (343) 3	7.9%	28.3%	31.8%	20.4%	11.7%
Adjunct Faculty (4) 4	0%		100%	0%	0% 0%



Very Satisfied	Satisfied	Neutral	Dissatisfied	Very Dissatisfied
----------------	-----------	---------	--------------	-------------------

18. Work/Life Balance Programs

Your Overall (1568) 3.35	10.7%	35.7%	37.1%	11.3%	5.4%
Executive Administration (42) 3.9	23.8%	50%	19%	7.1%	0%
Faculty (541) 3.29	8.9%	33.8%	40.1%	12%	5.2%
Administrator (591) 3.47	14.2%	38.6%	32%	10.5%	4.7%
Classified Staff (354) 3.17	7.1%	29.9%	43.5%	11.6%	7.9%
Adjunct Faculty (6) 3.83	0%	83.3%	16.7%	0%	0%