

MYCOLLEGEROOMIE

Ohio University has partnered with My College Roomie (MCR) to offer a dynamic roommate finding tool for incoming students. This document contains a timeline, helpful hints, and step-by-step instructions on how to successfully search for and match up with a roommate.

HOW TO FIND A ROOMMATE

- 1** Log on
[OHIO.MYCOLLEGEROOMIE.COM](https://ohio.mycollegeroomie.com)
- 2** Complete
[PROFILE & QUESTIONNAIRE](#)
- 3** Review
[POSSIBLE MATCHES & CONNECT WITH OHIO STUDENTS](#)
- 4** Match up with preferred a roommate
[OHIO.EDU/MYHOUSING](https://ohio.edu/myhousing)
May 1-17
- 5** Continue to
[CONNECT WITH OTHER BOBCATS](#)
May 24-August 18

HELPFUL HINTS

- Use your OHIO username and password to log in
- Bookmark ohio.mycollegeroomie.com
- You must complete a profile on MCR to be searchable
- A tablet or computer is recommended when completing the questionnaire
- Before you select a room, make sure you are 'matched' with a requested roommate
- There is no limit on how many 'friends' you can connect with, but you can only have **one roommate**

TIMELINE:

DECEMBER-MAY 14:

Log on to ohio.mycollegeroomie.com. Complete your questionnaire and search for friends and a roommate

MAY 1-17:

Finalize all roommate matches on ohio.edu/myhousing. You can continue to match with a roommate at ohio.edu/myhousing or until you select a room

MAY 17-21:

Room selection takes place at ohio.edu/myhousing. Review your housing portal to ensure you are correctly matched with a preferred roommate prior to selecting a room.

ohio.mycollegeroomie.com will be unavailable during this time

MAY 24-AUGUST 18:

Continue to search for friends in your hall and connect with other Bobcats at ohio.mycollegeroomie.com

ALREADY HAVE A ROOMMATE?

Match up on ohio.edu/myhousing beginning May 1 and prior to selecting a room. Log on to My College Roomie at any time to connect with other Bobcats.



OHIO
UNIVERSITY

Housing and Residence Life

LOG ON TO OHIO.MYCOLLEGEROOMIE.COM

- 1 Visit ohio.mycollegeroomie.com
- 2 Select 'University Login'
- 3 Use your OHIO ID and password to log in

*Tip: Your OHIO ID is the first part of your OHIO e-mail (ex: ab123456)



If you have any questions or concerns,
email Housing and Residence Life at

housing@ohio.edu

text or call at

740.593.4090

COMPLETE PROFILE AND QUESTIONNAIRE

The first time you log on, you will be asked to complete the preliminary profile question and upload a photo.

Complete your profile

Fill out the following fields to complete your profile.

Gender *

☐ Male

☐ Female

Picture



Upload picture

No file selected.

Your virtual face or picture. Pictures larger than 1024x1024 pixels will be scaled down. You are encouraged to upload a photo of yourself to encourage others to interact with you. Pictures should be of you, the owner of the user account, only, and should be appropriate to all audiences. You may not use pictures of others or any photography that is provocative or lewd. Abuse of this system is a violation of the terms of use and can result in disciplinary action.

COMPLETE YOUR PROFILE

Under 'Edit Profile', you can change your photo, create a short bio, add social media contact info, and answer profile questions. This information is made available to other students who view your profile.

1 To edit your profile, go to 'Friends & Messages' and 'Edit Profile'

Matches **Activity** **Friends & Messages** **Announcements** [Log out](#)

Ashley Moreman

[Profile](#) [Edit profile](#) [Questionnaire](#) [Edit account](#) [Friends & Messaging](#) [Customize display](#)

Picture

☐ **Delete picture**
Check this box to delete your current picture.

Upload picture

No file selected.

Your virtual face or picture. Pictures larger than 1024x1024 pixels will be scaled down. You are encouraged to upload a photo of yourself to encourage others to interact with you. Pictures should be of you, the owner of the user account, only, and should be appropriate to all audiences. You may not use pictures of others or any photography that is provocative or lewd. Abuse of this system is a violation of the terms of use and can result in disciplinary action.

COMPLETE QUESTIONNAIRE

The MCR questionnaire contains a variety of topics, all designed to help determine your lifestyle choices and assist with finding the qualities you are looking for in a roommate. This questionnaire is the basis for all match calculations on MCR.

Types of questions:

Lifestyle: Six questions about studying and sleeping habits

Social: Five questions about extracurricular options and social engagement

Room: Six questions about how you might function within your room over the academic year

Personality: Six questions about personal preferences

- 2 If you have not completed a questionnaire, the system will prompt you to do so. Select 'Student Survey' and MCR will take you directly to the questionnaire

Ashley Moreman

Profile Edit profile **Questionnaire** Edit account Friends & Messaging Customize display

Compatibility Questionnaire

Each Question has 2 sliders. Slider 1 (the top slider) is to identify approximately where you fall within the range. Slider 2 (the bottom slider), also known as the Comfort Zone, is for you to identify the range of answers that you are comfortable with in a roommate.

Step 1: Read each question and the associated Left and Right Extremes. Move the top slider to identify where in the range that you select for your answer to the question.

You would describe your living area as...

A bit messy Absolutely spotless

Step 2: Move the sliders in the Comfort Zone to identify an acceptable range for your Comfort Zone. Remember, this is the range of answers that are acceptable to you in a potential roommate. If you would like to be very picky, you can set a short comfort zone. If you are less picky about a certain question, your comfort zone may be wider. If you simply do not care how your roommate answers a specific question, you may click the "I don't care" checkbox.

For each question, rate the characteristics for both yourself (top scale) and your preferred roommate (bottom scale). To complete the questionnaire, follow the steps below for each question:

Lifestyle

When do you normally go to bed?

Lights out at 10!

Usually late, after 1 AM

comfort zone

☐ I don't care

Lights out at 10!

Usually late, after 1 AM

How do you best fall asleep?

I need complete darkness

I need the television on

comfort zone

☐ I don't care

I need complete darkness

I need the television on

When do you normally wake up?

Lights on at 5 AM

Sometime after 10 AM

comfort zone

☐ I don't care

Lights on at 5 AM

Sometime after 10 AM

← Your preference

← What you prefer in a roommate

COMPLETE QUESTIONNAIRE

RATE YOURSELF

3 Use the top scale to rate yourself

In the example below, if you go to bed around midnight, you would set the top button somewhere near the far right. If you go to bed around 10 p.m., you would set the button to the far left.

When do you normally go to bed?

Lights out at 10! Usually late, after 1 AM

comfort zone ☐ I don't care

Lights out at 10! Usually late, after 1 AM

RATE YOUR ROOMMATE PREFERENCE

4 Use the bottom scale to rate what you are looking for in a roommate

In the example below, if you are looking for a roommate who will go to bed somewhere around 12-1 a.m., you would set the scale somewhere near the far right.

Lifestyle

When do you normally go to bed?

Lights out at 10! Usually late, after 1 AM

comfort zone ☐ I don't care

Lights out at 10! Usually late, after 1 AM

If you do not have a preference for what time your roommate will go to bed you would select the 'I don't care' option. This action expands your match results.

What is your comfort level of temperature in your room?

Arctic Cold Equator Hot

comfort zone ☒ I don't care

Arctic Cold Equator Hot

5 When you have finished the questionnaire, select 'SUBMIT'

I have received notice that I am required to reside in the Scholars Hall (Johnson Hall)

No Yes

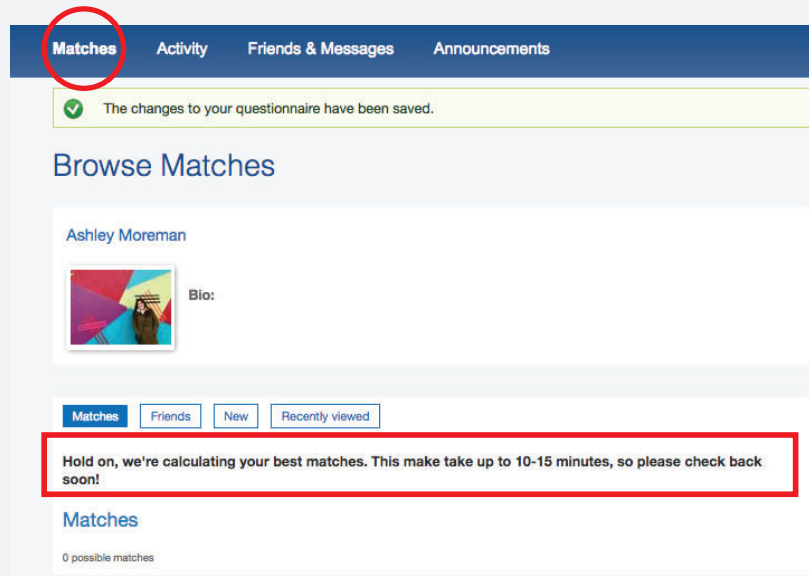
comfort zone ☐ I don't care

No Yes

This message will display: 'The changes to your questionnaire have been saved'. The next step will be to explore matches.

EXPLORE MATCHES AND CONNECT WITH STUDENTS

- 1 Review your calculated matches at any time under 'Matches'. While My College Roomie does pull the highest matches to the top, you will be able to view all students who have completed a profile by scrolling through the 'Matches' page

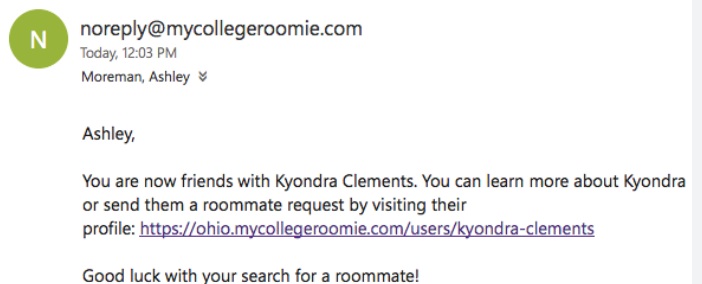
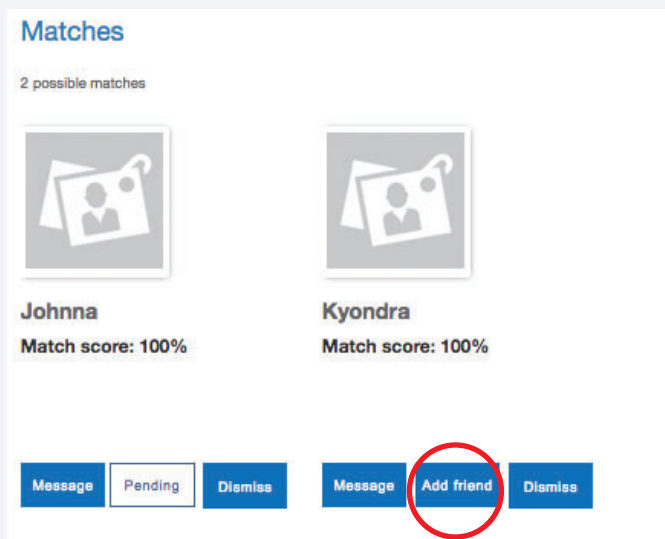


If you have just completed the questionnaire, you will see a message regarding a delay while MCR calculates your matches. This process may take up to ten minutes. In the meantime, you can edit your profile or review notices in the 'Announcements' tab.

ADD FRIENDS

- 2 To confirm friends, log on to My College Roomie and accept the request. Friend requests will also generate an e-mail to the student's OHIO e-mail account

When the student has confirmed your friend request, you will then have the option to request the friend as a roommate.



EXPLORE MATCHES AND CONNECT WITH STUDENTS

Friends can be viewed in two places – under 'Friends & Messaging' and under 'Matches'

FRIENDS & MESSAGES

Ashley Moreman

Profile Edit profile Questionnaire Edit account **Friends & Messaging** Customize display

Friends (1)

Messages (0)

Friend requests (0)

Roommates (0)

Roommate Requests (0)

Dismissed



Contact

Contact since



Kyondra Clements

5 sec ago

[Send private message](#)

Break Contact

MATCHES

Browse Matches

Ashley Moreman



Bio:

Matches (2)

Friends (1)

New (1)

Recently viewed (1)

Matches

2 possible matches



Johnna

Match score: 100%

Message

Pending

Dismiss



Kyondra

Match score: 100%

Your friend

Message

MATCH WITH YOUR ROOMMATE AT OHIO.EDU/MYHOUSING

Once you have decided on your roommate, visit ohio.edu/myhousing to 'match' with your roommate. You can request up to one roommate for a total of two students per room. Both roommates need to request each other to create a 'matched' group.

- 1 You can finalize roommate selections at ohio.edu/myhousing beginning May 1

- 2 Choose 'Room Selection' from the drop down menu and select 'Roommate/Suitemate'

- 3 Choose the Fall term of 2021-2022

4

MATCH WITH ROOMMATES AT OHIO.EDU/MYHOUSING

- 4 Complete the form with your chosen roommate's information and click 'Begin Search'

Search for Roommate

First Name:

Last Name:

Email:

Begin Search

Search Results (1)

First Name : Adam
 Last Name : Ben-Porath
 Email : ab216715@ohio.edu
 Contact: Personal Email: abenpora@gmail.com
 Profile: This student has not filled out a profile

Request Roommate

- 5 Your roommate request will be saved. All roommate requests must be accepted before the match is confirmed. Any unmatched roommates will be highlighted in yellow and have descriptive text below. This text will describe the necessary actions required to finalize the roommate match.

Roommate Requests (1)

Name
Ben-Porath, Adam

Unmatched Roommates:
 Adam Ben-Porath has not requested Robert Karwin

Pending Roommate Requests (0)

Search for Roommate

First Name:

Last Name:

Email:

Begin Search

- 6 Confirm that the roommate group is fully matched prior to selecting a room

Roommate Requests (1)

Name
Ben-Porath, Adam

Your roommate group is fully matched.

Pending Roommate Requests (0)

Search for Roommate

CONTINUE TO CONNECT WITH OTHER BOBCATS MAY 24-AUGUST 18

After the room selection process is over, continue to connect with your fellow Bobcats! You will not be able to select a roommate, but you will be able to search for students who will also be living in your hall.

A Final Note:

A successful roommate relationship is all about personal fit. Sometimes opposites attract, and sometimes a very specific characteristic, such as what time a roommate goes to bed, will be the core of a great roommate relationship. What is most important is that you are able to work with each other to build a cohesive, quality living environment.

It's okay if you don't find somebody on this system. That happens! If you were not successful with finding a roommate, you can still select a room, and your designated roommate will be the other student who also select into that room.

The college transition is a big step. You may experience changes in your preferences, personality, and lifestyle choices, and your roommate's preferences might change as well. You will complete a roommate agreement after arriving to campus to help you navigate those changes. You can revisit and update this agreement throughout the year. Our in-hall staff will be ready to assist you with any concerns.

Housing and Residence Life is committed to providing you with the best service possible. You can contact us at 740.593.4090 or housing@ohio.edu.

We can't wait to see you on campus!



OHIO UNIVERSITY

Housing & Residence Life • Division of Student Affairs

Living Learning Center • 111 South Green Drive
Athens OH 45701-2979 • 740.593.4090

housing@ohio.edu • www.ohio.edu/housing

The best student-centered learning experience in America

