

FIVE YEAR VISION OHIO IMPLEMENTATION PLAN

Athens and Regional Campuses

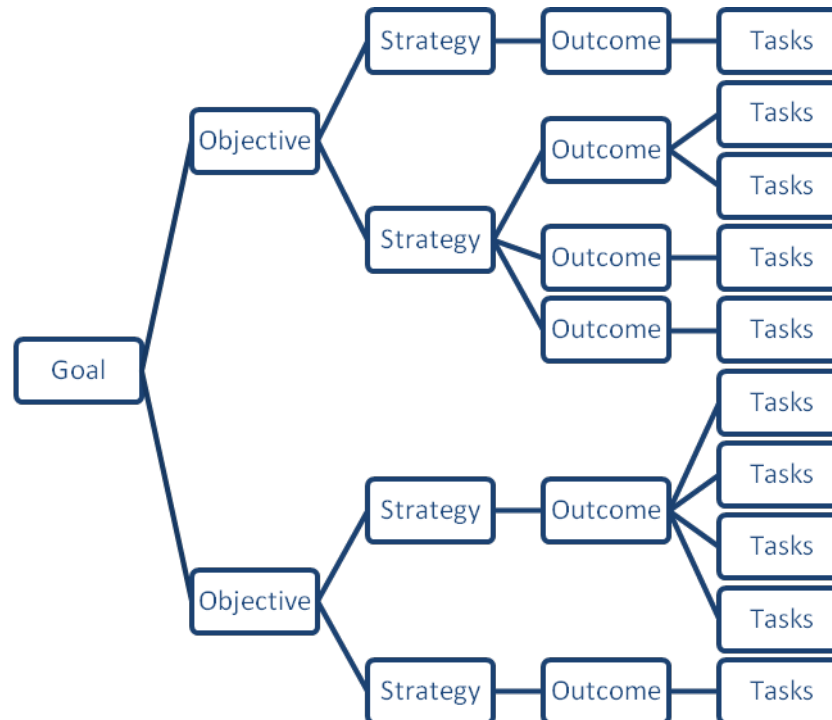


OHIO
UNIVERSITY

Progress Update-Q3

July 2008 – May 2009

Work began on “Year One” of the Five Year Vision Ohio Implementation Plan in July 2008. The Five Year Vision Ohio Implementation Plan contains 6 goals, 22 objectives, 93 strategies, and 139 outcomes, and hundreds of tasks. The interrelationship of these elements is illustrated in the diagram below.



Outcomes are the building blocks of the plan. Successful completion of outcomes feeds into the accomplishment of strategies, objectives, and ultimately goals. In this update of progress on the plan, the focus is on demonstrating to what degree the “Year One” tasks associated with each outcome have been completed. “Outcome tasks” have been grouped in accordance with the goal that they serve.

Goals

1. Recruit and Retain Talented and Diverse Students, Faculty, and Staff
2. Strengthen Undergraduate Education
3. Enhance graduate and professional education and research
4. Enrich the environment for students, faculty, staff, and the region
5. Fortify and align infrastructure to enhance the academic missions of instruction, research, and service
6. Enhance prominence within Ohio, the nation, and the world

Interpretation of the Data

The information provided in the charts and tables that follow measures **the level of effort** expended over the past eleven months to make progress on “Year One” of the Five Year Vision Ohio Implementation Plan. The percentage of outcome tasks completed should not be confused with the degree to which the “Year One” metric or progress indicator of an outcome or strategy has been met. Determination of whether a “Year One” metric/progress indicator for an outcome or strategy was met in AY 2008-2009 depends in many instances on data that will not become available until late summer or fall.

Comparison of Percentages of Outcome Tasks Completed Q1 & Q3

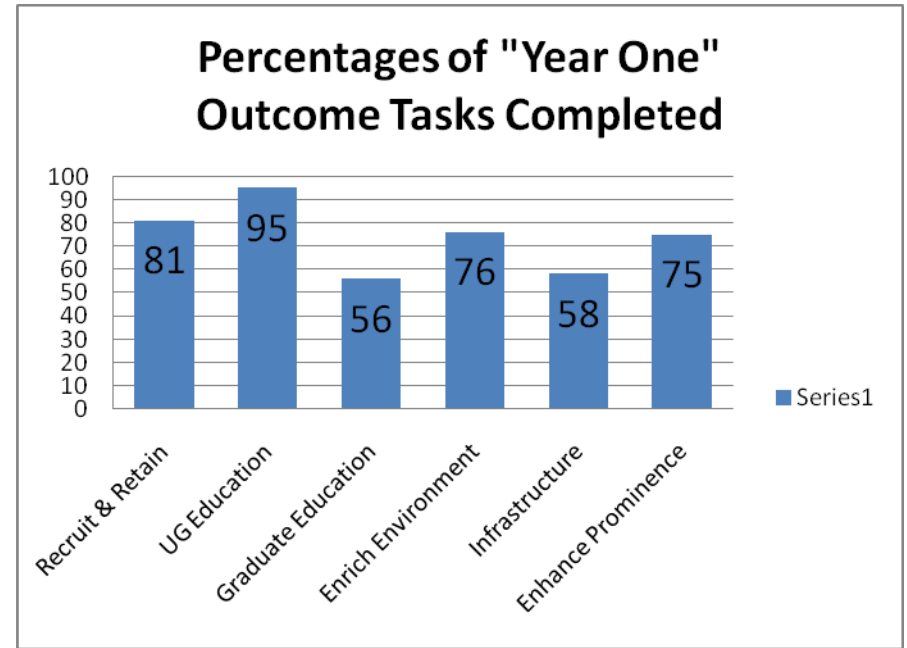
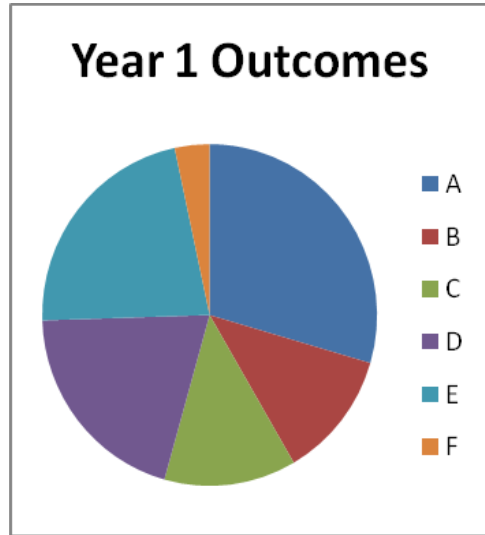
GOAL	Q1	Q3
Recruit and retain talented and diverse students, faculty, and staff	45%	81%
Strengthen undergraduate education	47%	95%
Enhance graduate and professional education and research	48%	56% (77%)*
Enrich the environment for students, faculty, staff, and the region	45%	76%
Fortify and align infrastructure to enhance the academic missions of instruction, research, and service	37%	58%
Enhance prominence within Ohio, the nation, and the world	28%	75%
Overall	42%	74%

*In the case of the goal relating to graduate and professional education and research it should be noted that three of its strategies were at 0% through no fault of the units involved. Two of the strategies relating to the Graduate Education and Research Board (GERB) process were at 0% because GERB has been suspended due to budget reductions. The other strategy relating to the improvement of research competitiveness is at 0% because the NSF data required to do the calculation is still not available. Were those strategies removed the percentage of outcome tasks complete would be 77%. There are other areas where strategies were stalled because of circumstances beyond a unit's control, but the graduate and professional education and research goal was the most affected by these instances.

Comparison of Percentages of USO Aligned Outcome Tasks Completed Q1 & Q3

USO Aligned Outcome	Q1	Q3
Advancement	28%	42%
Voluntary System of Accountability	100%	100%
Community Health/Safety Partnerships	10%	10%
Research Commercialization/Innovation	75%	75%
Research Competitiveness	0%	0%
Retention/Graduation Rates	53%	100%
UG Involvement in Research, Etc.	33%	97%
Create International House	30%	80%
Quality of Freshmen	46%	100%
Access, Affordability, Efficiency	41%	87%

Goal	Year 1 Outcomes
A	44
B	18
C	19
D	30
E	33
F	5
TOTAL	149

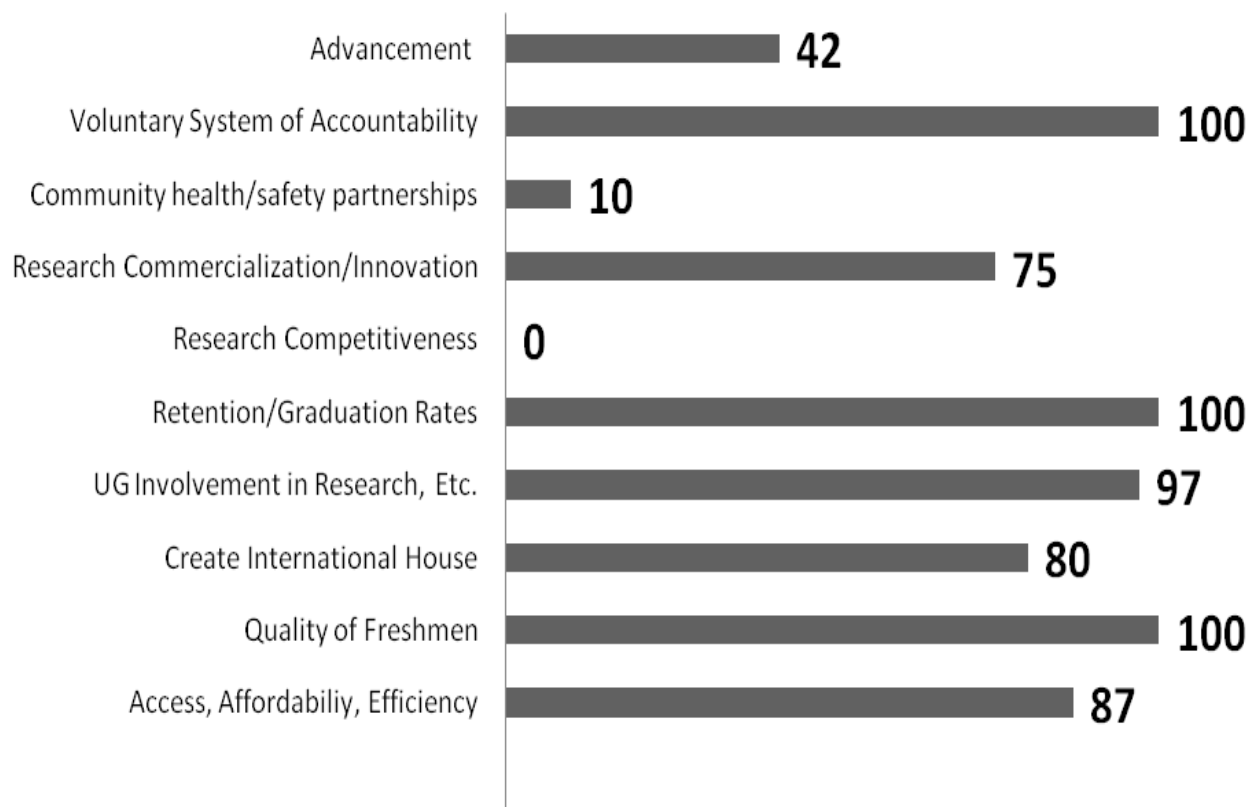


A= Recruit and retain talented and diverse students, faculty, and staff
 B= Strengthen Undergraduate Education
 C = Enhance graduate and professional education and research
 D = Enrich the environment for students, faculty, staff, and the region
 E = Fortify and align infrastructure to enhance the academic missions of instruction, research, and service
 F = Enhance prominence within Ohio, the nation, and the world

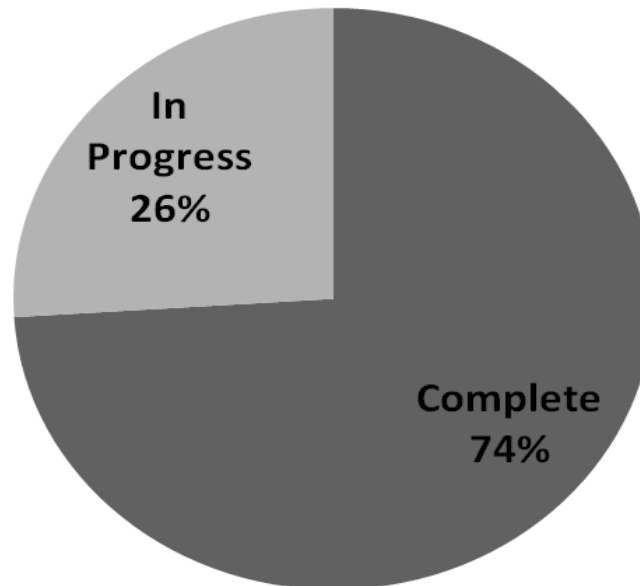
FY 08-09	Average % task complete (Outcomes)
Goal	Q3
A	81.0
B	95.0
C	56.0
D	76.0
E	58.0
F	75.0

**Summary Charts,
 FYVOIP, Year One
 July 2008 – May 2009**

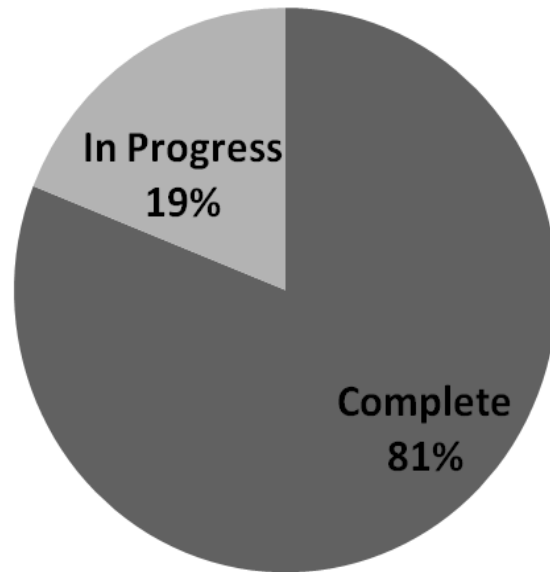
USO Aligned FYVOIP Outcomes Percentages of Outcome Tasks Completed, July 2008-May 2009



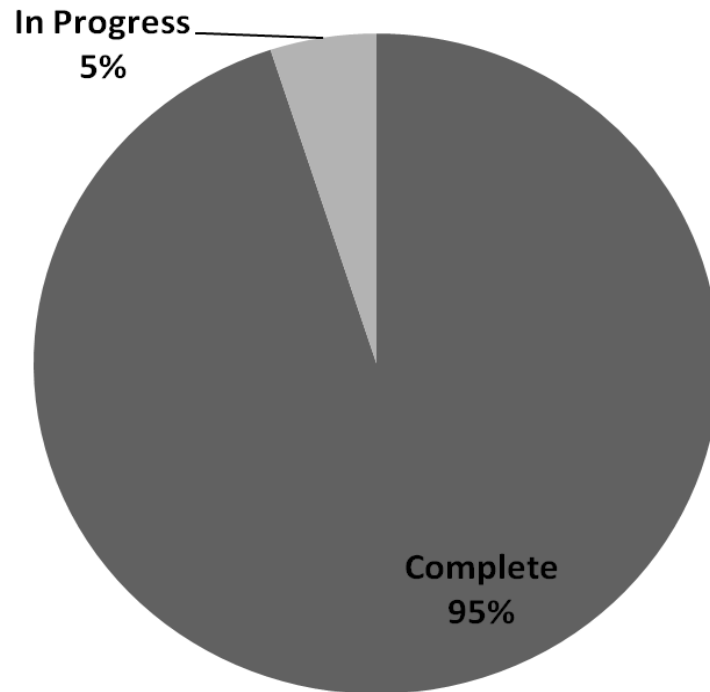
**July 2008-May 2009
Percentages of Outcome Tasks
Completed
ALL GOALS**



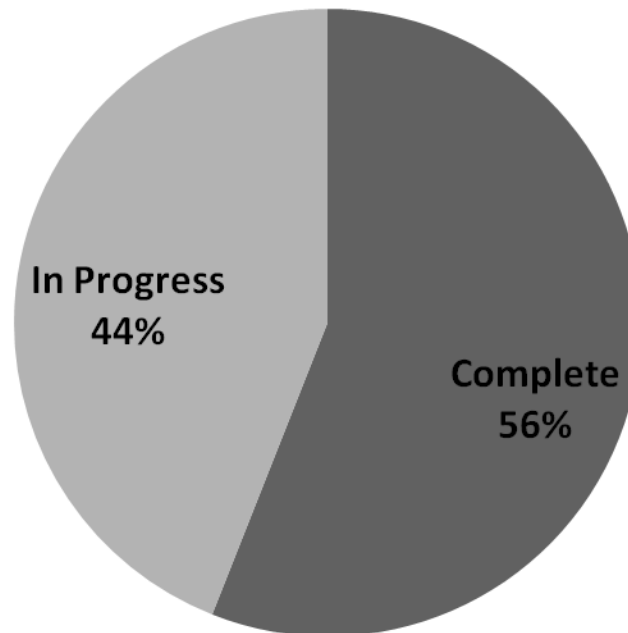
July 2008-May 2009
Percentages of Outcome Tasks Completed
Recruit and Retain Talented and Diverse Students,
Faculty, and Staff



July 2008-May 2009
Percentages of Outcome Tasks Completed
Strengthen Undergraduate Education

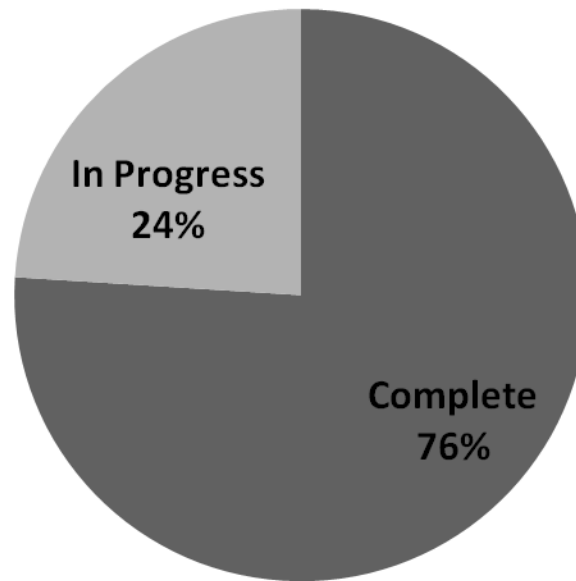


July 2008-May 2009
Percentages of Outcome Tasks Completed
Enhance Graduate Education and Research

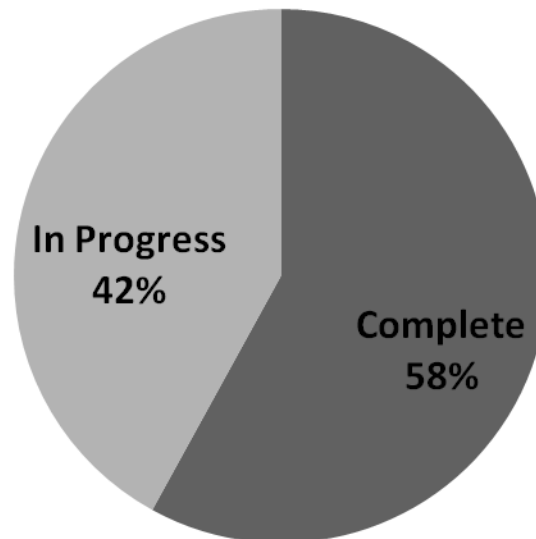


In the case of the goal relating to graduate and professional education and research it should be noted that three of its strategies were at 0% through no fault of the units involved. Two of the strategies relating to the Graduate Education and Research Board (GERB) process were at 0% because GERB has been suspended due to budget reductions. The other strategy relating to the improvement of research competitiveness is at 0% because the NSF data required to do the calculation is still not available. Were those strategies removed the percentage of outcome tasks complete would be 77%. There are other areas where strategies were stalled because of circumstances beyond a unit's control, but the graduate and professional education and research goal was the most affected by these instances.

July 2008-May 2009
Percentages of Outcome Tasks Completed
Enrich the Environment for Students, Faculty, Staff, and
the Region



July 2008-May 2009
Percentages of Outcome Tasks Completed
Fortify & Align Infrastructure to Enhance the Academic
Missions of Instruction, Research, and Service



July 2008-May 2009
Percentages of Outcome Tasks Completed
Enhance Prominence with Ohio, the Nation, and the
World

