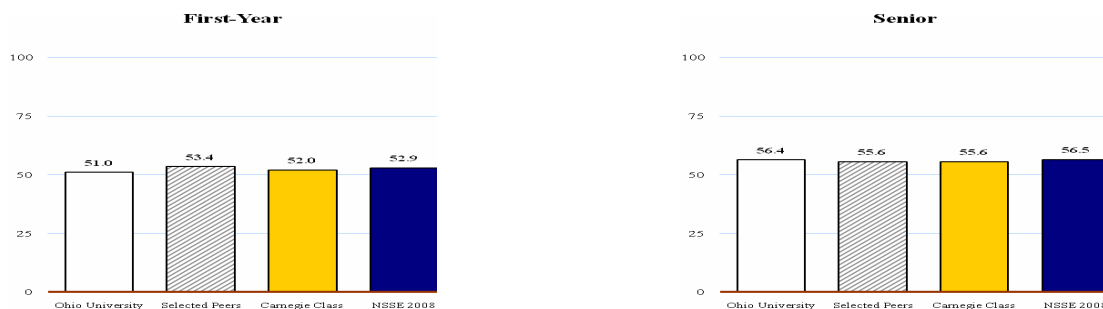


2008 NSSE Results Ohio University and Peers Executive Summary

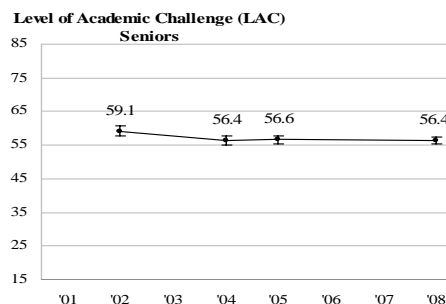
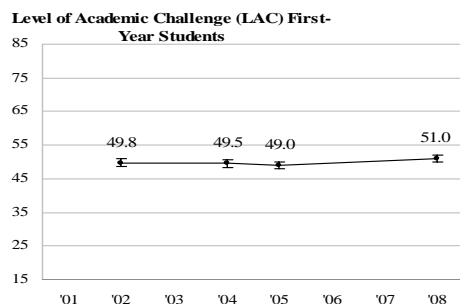
OVERALL

- NSSE has provided Ohio University with a summary report of its spring 2008 results, comparing Ohio University's results with a comparison group of 6 of Ohio University's presidential peer universities, a comparison group of institutions in Ohio University's Carnegie Classification and a comparison group of all 2008 NSSE participants.
- NSSE has five Benchmarks of Effective Educational Practice: Level of Academic Challenge (LAC), Active and Collaborative Learning (ACL), Student-Faculty Interaction (SFI), Enriching Educational Experiences (EEE), and Supportive Campus Environment (SCE) which are to be used by participating institutions as a guide for institutional improvement efforts.
- For the first time, NSSE provided 2008 participating institutions with a Multi-Year Benchmark Report, which enables Ohio University to compare our results over time (2002, 2004, 2005 and 2008) with our three comparisons groups.
- Ohio University's means for senior respondents were higher (indicating more engagement) on three of the five components of the NSSE, and significantly higher on two of the five components, than the senior respondents from Ohio University's selected peer institutions.
- Ohio University's means for freshmen respondents compare generally less well, and on one component, significantly less well than Ohio University's selected peer group.
- Both Ohio University freshmen and seniors report more Student-Faculty Interaction than their selected peers, and for Ohio University seniors it was significantly more.
- 2008 NSSE data provide evidence that freshmen at Ohio University perceive their first year of college as less engaging than the freshmen from the selected peer institutions perceive their first-year experience.
- 2008 NSSE data also suggest that Ohio University seniors perceive that their educational experiences are more engaging than their counterparts at the selected peer institutions.
- Ohio University provides a value-added engaging educational experience, as evidenced by higher Ohio University senior NSSE ratings than their selected peers.
- Ohio University freshmen reported increased levels of engagement over time since 2002 (see line graphs that follow).

LEVEL OF ACADEMIC CHALLENGE

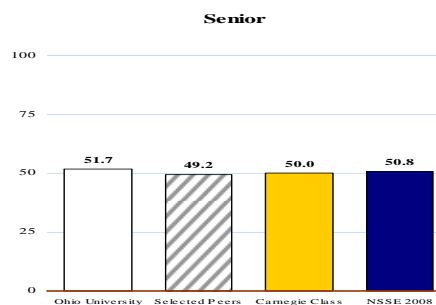
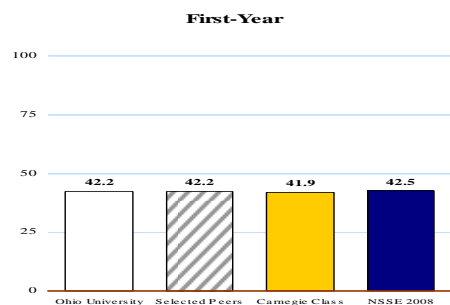


- Ohio University freshmen Level of Academic Challenge means were lower than the selected peers, while Ohio University senior Level of Academic Challenge means were higher than the selected peers.
- Ohio University seniors reported being assigned more textbooks and course readings as well as more written paper or reports than the selected peers.
- While Ohio University freshmen prepared significantly less for class than the selected peer group, Ohio University seniors prepared more for class than those at the peer group.
- Ohio University freshmen and seniors spent significantly less time studying and on academic work.

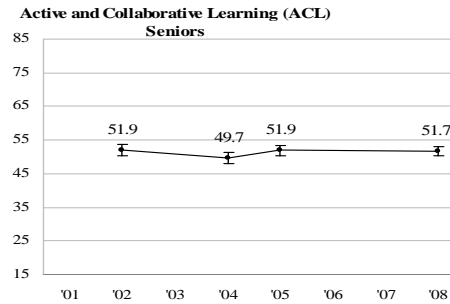
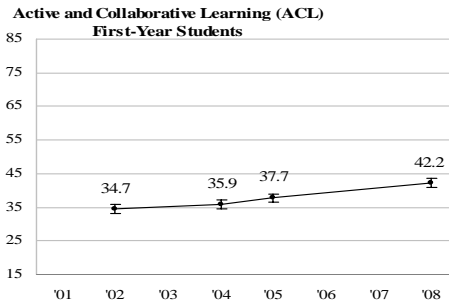


- Despite Ohio University freshmen reporting lower levels of academic challenge than their selected peers in 2008, Ohio University freshmen have reported increased levels of academic challenge over time.
- Ohio University seniors, while reporting a consistent level of academic challenge in recent years, they have reported a decline in level of academic challenge since 2002.

ACTIVE AND COLLABORATIVE LEARNING

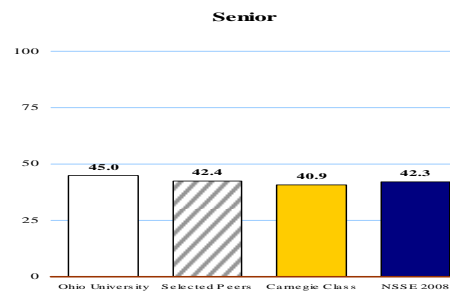
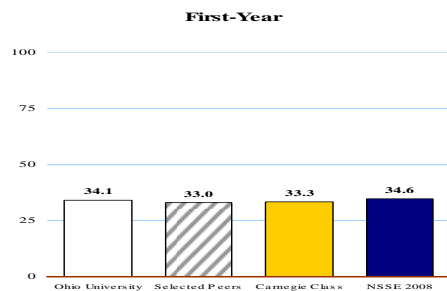


- Ohio University freshmen Active and Collaborative Learning means were the same as the selected peers, while Ohio University senior Active and Collaborative Learning means were higher than the selected peers.
- Ohio University seniors asked significantly more questions or contributed to class discussions, significantly more made a class presentation, and worked significantly more with other students on projects during class than their selected peers.
- Ohio University freshmen asked fewer questions in class or contributed to class discussions, made fewer class presentations, and participated in a community-based project less than their selected peers.

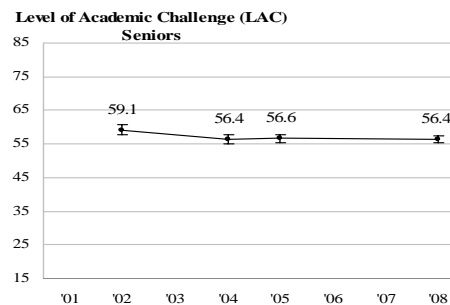
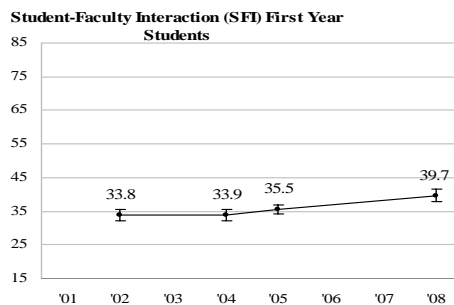


- Although Ohio University freshmen reporting less active and collaborative learning than their selected peers in 2008, Ohio University freshmen have reported an increase in active and collaborative learning over time.
- Ohio University seniors have reported a fairly consistent level of active and collaborative learning since 2002.

STUDENT-FACULTY INTERACTION

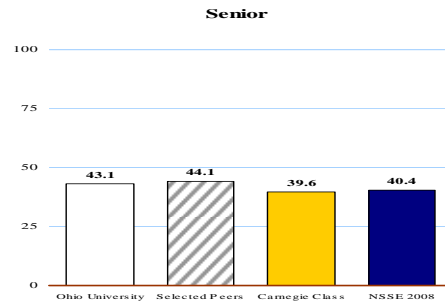
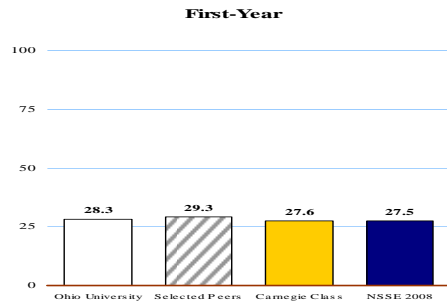


- Both the Ohio University freshmen and seniors reported higher levels of Student-Faculty Interactions than their selected peers.
- Ohio University freshmen and seniors reported a higher frequency of having talked about career plans with a faculty member or advisor than their peers, and more Ohio University freshmen and seniors discussed ideas from readings or classes with faculty outside of the classroom than their selected peers
- Significantly more Ohio University freshmen and seniors worked with a faculty members on activities other than coursework than freshmen and seniors at the selected peer institutions.

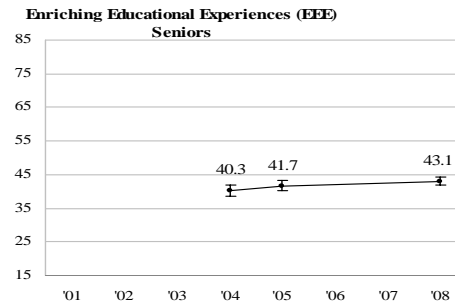
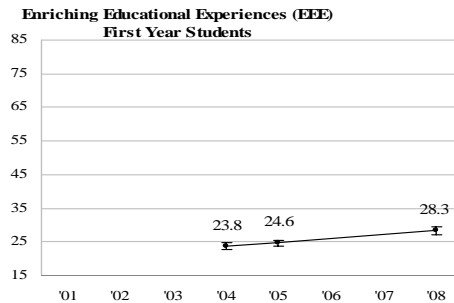


- Since 2002 Ohio University freshmen have reported increases in Student-Faculty Interaction.
- Ohio University seniors have reported a decrease in their Student-Faculty Interaction since 2002.

ENRICHING EDUCATIONAL EXPERIENCES

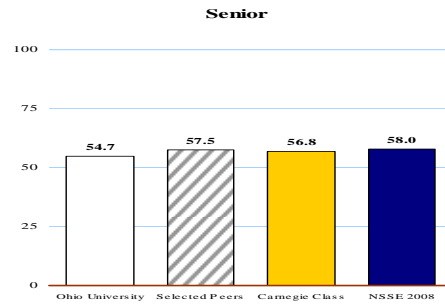
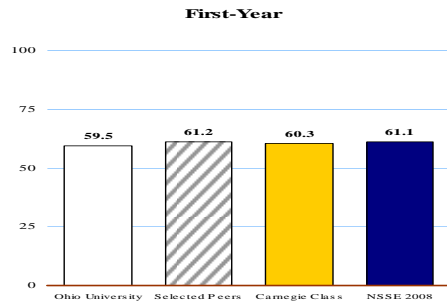


- Ohio University freshmen and seniors reported being less engaged in Enriching Educational Experiences than their selected peers.
- Ohio University freshmen respondents reported significantly less participation in community service or volunteer work, and co-curricular activities than their selected peers.
- Ohio University senior respondents reported having significantly less conversations with students of a different race or ethnicity as with those who are very different from them in terms of their religious beliefs, political opinions, or personal values than their selected peers.
- Ohio University freshman and senior respondents perceived that the institutional environment at Ohio was significantly less encouraging of contact among students from different backgrounds than indicated by students at the peer institutions.
- Significantly more Ohio University freshmen and seniors reported significantly more participation in a learning community than their selected peers, but both also reported having participated less in foreign language coursework than their selected peers.

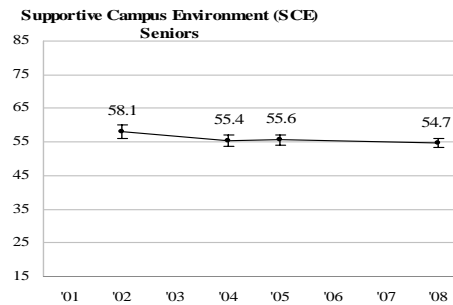
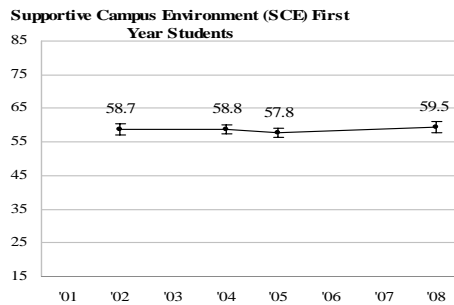


- Even though Ohio University freshmen and seniors reported being less engaged in Enriching Educational Experiences than their selected peers, both Ohio University freshmen and seniors have reported an increase in being engaged in Enriching Educational Experiences since 2002.
- In 2002 Ohio University freshmen EEE mean was 23.8 and this increased to 28.3 by 2008. Additionally, in 2002 Ohio University senior EEE mean was 40.3 and this increased to 43.1 in 2008.

SUPPORTIVE CAMPUS ENVIRONMENT



- In comparison with the peer institutions, Ohio University freshmen and seniors perceive that Ohio University provides a less supportive campus environment.
- Ohio University senior respondents reported significantly less quality of their relationships with faculty than those of their selected peers. Seniors also perceived that the institutional environment at Ohio University in providing the support they needed to thrive socially and in helping them cope with their non-academic responsibilities were less supportive than the environment at the selected peers' institutions.
- Fewer Ohio University freshmen and seniors felt that Ohio University was providing the support they needed to help them succeed academically as compared to the selected peer institutions. Freshmen and seniors also reported significantly less quality of relationships with administrative personnel and offices than their selected peers.



- Ohio University freshmen and seniors reported having less a Supportive Campus Environment than their selected peers in 2008, and Ohio University seniors' perceptions of their campus environment is that it is even less supportive than it was six years ago in 2002.
- Freshman perceptions of Ohio University providing a supportive campus environment for the most part have remained consistent from 2002 to 2008 with only a slight increase from 58.7 in 2002 to 59.5 by 2008.