



Real-Time ERP Validation

A new feature in the BobcatBUY User Interface upgrade is the real time ERP validation for requisitions. This means you can validate that the account number is correct before you complete your purchase.

Valid General Ledger or Grants Account

In the Cart, click the Validate with ERP and Place Order. This will connect with Oracle to get the ERP information.

Requisition • 3448639

Summary PO Preview Comments Attachments History

Cost Center							Object Co...
Account Type	Entity Source Org /PTA	Entity / Project	Source / Task	Organization / Task Org	Activity/Award	Function	Object Code
General Ledger	10-100000-250100	10	100000	250100	0000	20	711510
General Ledger	GENERAL UNRESTRICTED ATHENS OPERATIONS	GENERAL	UNRESTRICTED	ATHENS OPERATIONS	UNSPECIFIED	UNIVERSITY RESEARCH	OFFICE SUPPLIES

Internal Notes and Attachments IT Questions External Notes and Attachments

Validate With ERP And Place Order

Draft

Total (19.98 USD)

Subtotal 19.98

19.98

What's next for my order?

Once validated, the requisition is automatically submitted. If the account is invalid, see next step.

Simple Advanced

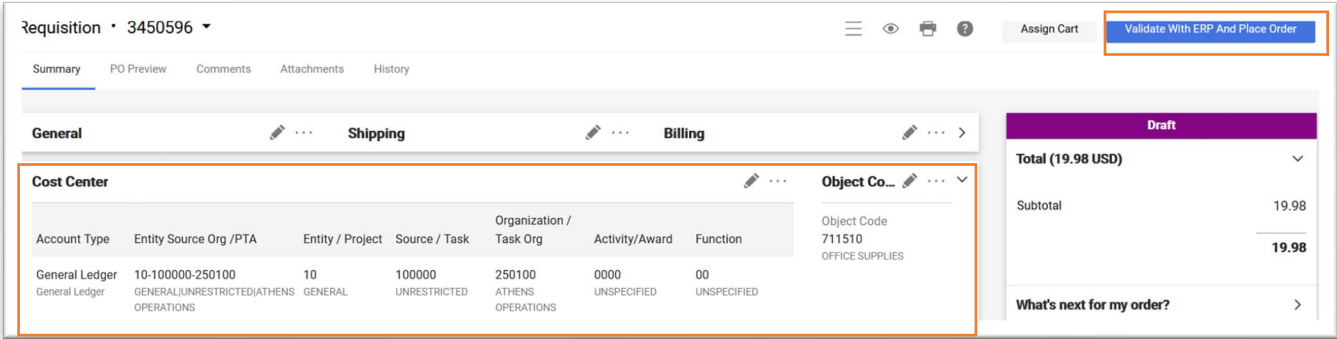
Search for products, suppliers, forms, part number, etc.

Requisition 3448639 Submitted

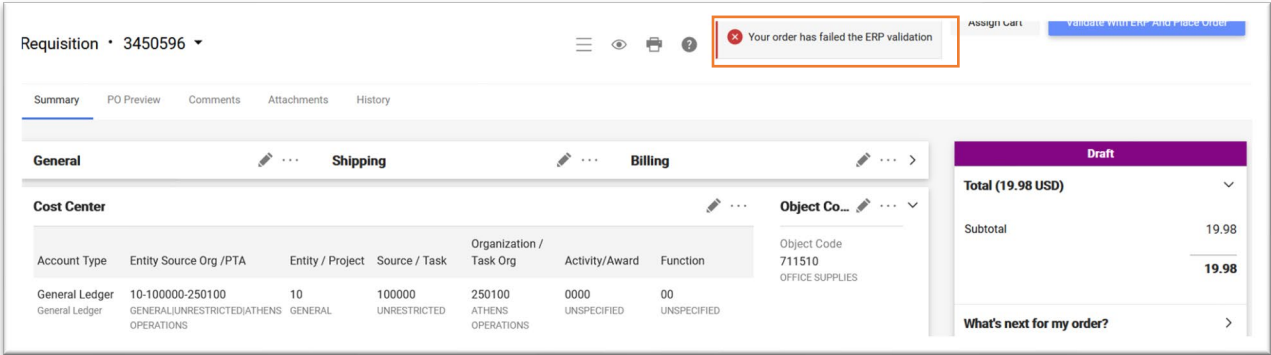
Summary		Options	
Requisition number	3448639		Print
Requisition status	Pending		Recent orders
Cart name	2022-01-25 amuda 02		Return to your home page
Requisition date	1/27/2022		
Requisition total	19.98 USD		
Number of line items	2		

Invalid General Ledger Account

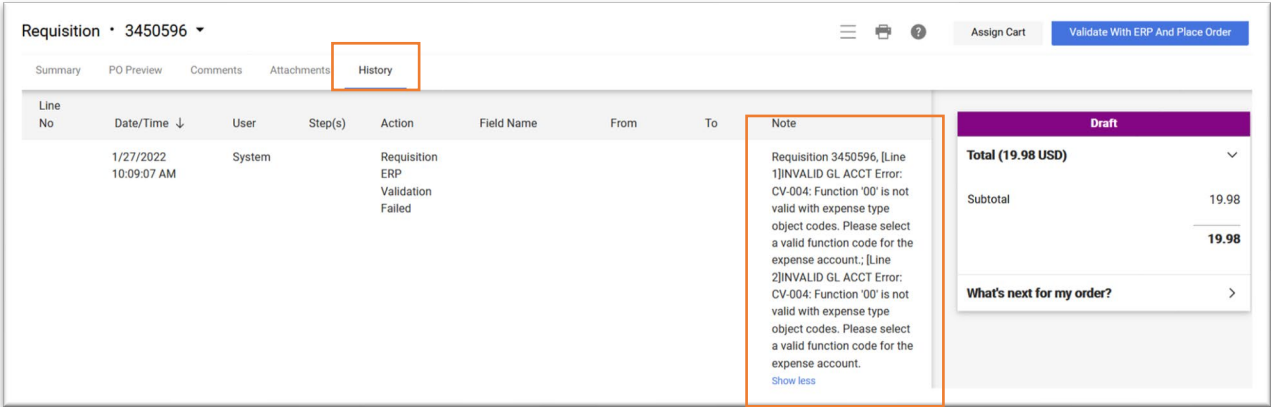
In the Cart, click the Validate with ERP and Place Order. This will connect with Oracle to get the ERP information.



If the information is incorrect, you will see an error message.



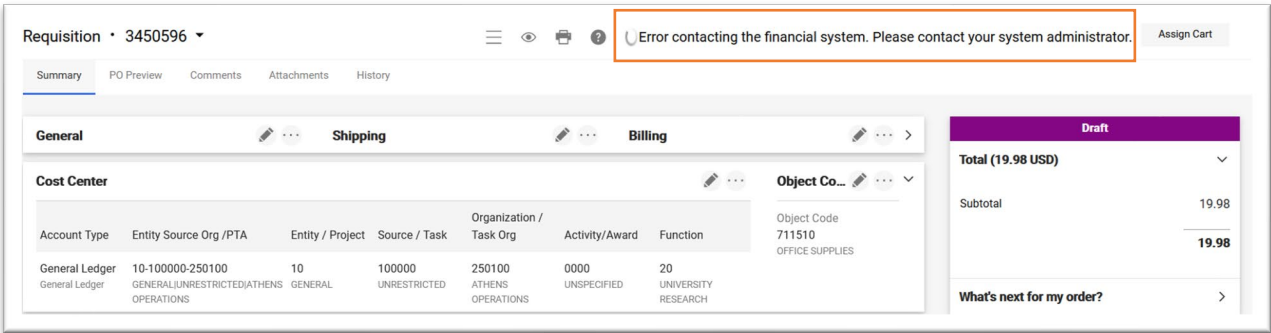
A failure message is also displayed in the History tab



Navigate back to the Summary tab to make corrections to the account and resubmit the requisition with a valid account.

Additional Error

In the event your connection times out connecting to the ERP, you may see the following message.



Log out and log back in and re-establish your internet connection to correct this issue.